

Bonnyrigg Public School

Week 11

YEAR 2

Remote learning

BOOKLET

Name: _____

Unit of Work

Class: 2S & 2W

Term: One

Week: 11



Monday

Tuesday

Wednesday

Thursday

Friday

Morning

English Reading

Read silently for 10 minutes using any book you have at home.
Read and complete the **Fruity Book Covers** comprehension worksheet.

Spelling/Grammar

Say your SMART spelling words.
Write your words into the grid. Remember to break it into sounds.
Select an activity from the spelling activity section of the Can Do sheet. Do this in your spelling book.

Writing

Alien description: label the alien and write a description on the sheet provided.
Paste it in your writing book

English Reading

Read silently for 10 minutes using any book you have at home.
Read and complete the **Playing Soccer** comprehension worksheet.

Spelling/Grammar

Say your SMART spelling words.
Write them once in your daily grid worksheet
Select an activity from the spelling activity section of the Can Do sheet. Do this in your spelling book.

Writing

Monster description: label the monster and write a description on the sheet provided.
Paste it in your writing book

English Reading

Read silently for 10 minutes using any book you have at home.
Read and complete **Ants** comprehension worksheet.

Spelling/Grammar

Say your SMART spelling words.
Write them once in your daily grid worksheet
Select an activity from the spelling activity section of the Can Do sheet. Do this in your spelling book.

Writing

Write a procedure for **brushing your teeth** on the sheet provided.
Paste it in your writing book

English Reading

Read silently for 10 minutes using any book you have at home.
Read and complete **Town Beach** comprehension worksheet.

Spelling/Grammar

Say your SMART spelling words.
Write them once in your daily grid worksheet
Select an activity from the spelling activity section of the Can Do sheet. Do this in your spelling book.

Writing

Write a procedure for **washing the dishes** on the sheet provided.
Paste it in your writing book

Handwriting

**Public Holiday
Good Friday**

Write the word Say the word	How many sounds	Write the letters: broken up into graphs, diagraphs, trigraphs etc									Tricky part

Focus: /ea/

Say the word, write the word	Monday	Tuesday	Wednesday	Thursday
Red Spelling Words				
head				
bread				
deaf				
spread				
Orange Spelling Words				
feather				
heavy				
instead				
already				
Green Spelling Words				
breakfast				
weapon				

Fruity Book Covers


Get:

- an apple
- an orange
- a pear
- paints
- paper
- tape




Then:

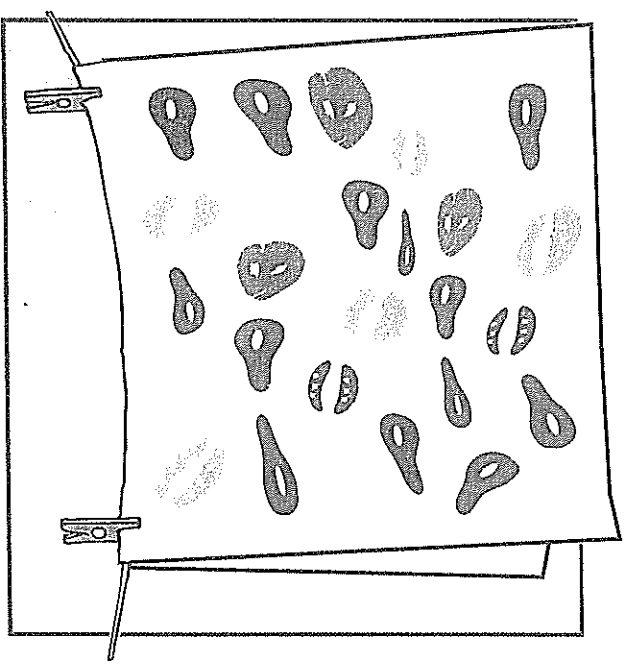
1. A grown up will cut the fruits in two.




4. Lift them back off. **Do this some more.**




2. Dip the fruits into the paint.



5. Let the paper dry.



3. Press the fruits onto the paper.



6. Cover the book with the paper. **Tape it down.**

Set 1

Name: _____

Kelli Pepper 2013

Pattern Pros

	Pattern	Number Sequence	Missing #
A		_____, 5, 6, 7, 8	
B		10, 15, 20, _____, 30	
C		22, _____, 26, 28, 30	
D		9, 11, _____, 15, 17	
E		_____, 21, 22, 23, 24	
F		45, 46, _____, 48, 49	
G		60, 62, 64, _____, 68	
H		38, 39, 40, _____, 42	
I		_____, 30, 40, 50, 60	
J		12, 13, 14, _____, 16	
K		45, _____, 55, 60, 65	
L		_____, 63, 65, 67, 69	

Set 2

Name: _____


Kelli Pepper 2013

Pattern Pros


	Pattern	Number Sequence	Missing #
A		_____, 34, 35, 36, 37	
B		21, 24, 27, _____, 33	
C		52, _____, 56, 58, 60	
D		9, 14, _____, 24, 29	
E		_____, 31, 33, 35, 37	
F		56, 66, _____, 86, 96	
G		60, 64, 68, _____, 76	
H		12, 15, 18, _____, 24	
I		_____, 37, 42, 47, 52	
J		86, 89, 92, _____, 98	
K		27, _____, 31, 33, 35	
L		_____, 48, 50, 52, 54	

How Do You Feel?


Draw a face for each emotion.




I'm sad.




I'm angry.




I'm unwell.




I'm afraid.




I'm happy.



I'm excited.




I'm tired.



I'm sleepy.

Things That Make Me Happy

What makes you happy? Have a think and talk about your ideas with a grown-up and your friends. Draw an idea into each thought bubble – you can draw a smiley, happy picture of you too!



Playing Soccer

"Boys play soccer best," said Tom.

"We are so good."

"Girls can play just as well," said Jade.

"I'll give you a game."

Tom and Jade played soccer.

Tom scored a goal.

"I'm too good for you," said Tom.

Jade scored a goal.

"I am better than you," said Jade.


They played all day.

They scored two goals each.


They sat down very tired.

"OK, so girls are good at soccer too," said Tom.

"I told you so!" said Jade.



Shape Art



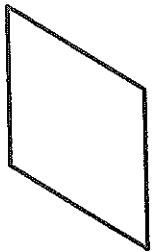
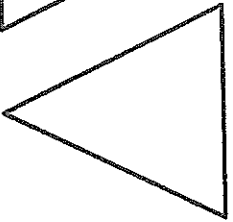
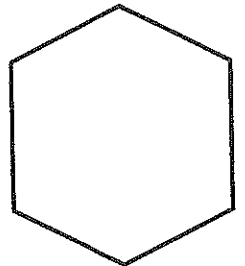
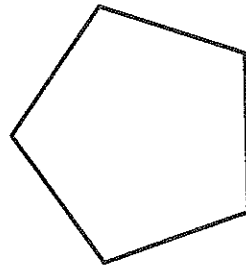
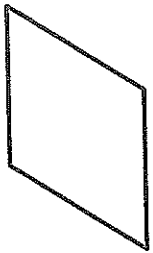
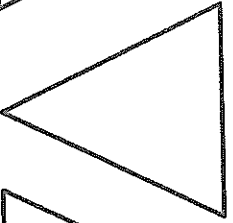
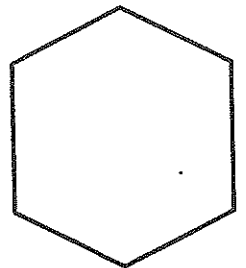
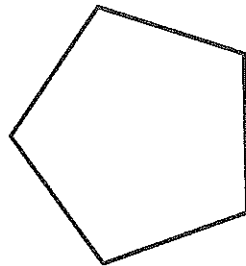
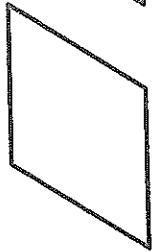
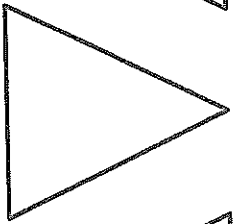
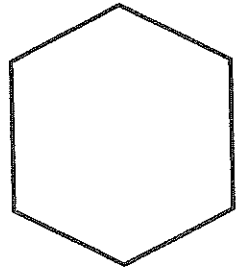
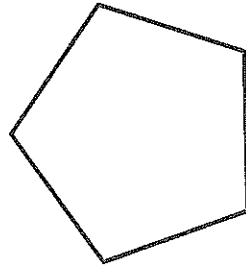
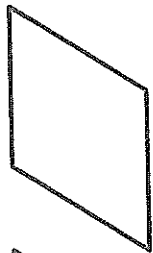
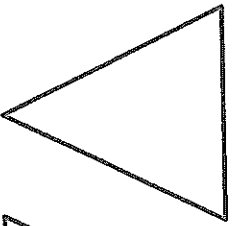
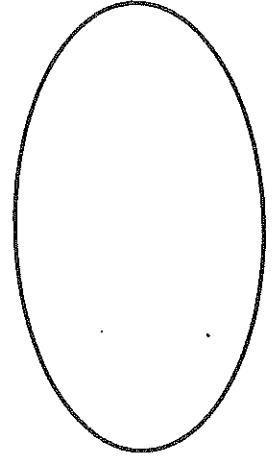






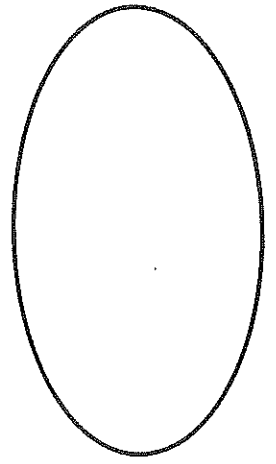



My picture is a _____

It has _____ rectangles. _____ circles.

_____ squares. _____ ovals.

_____ rhombuses. _____ pentagons.

_____ hexagons. and _____ triangles



Name:

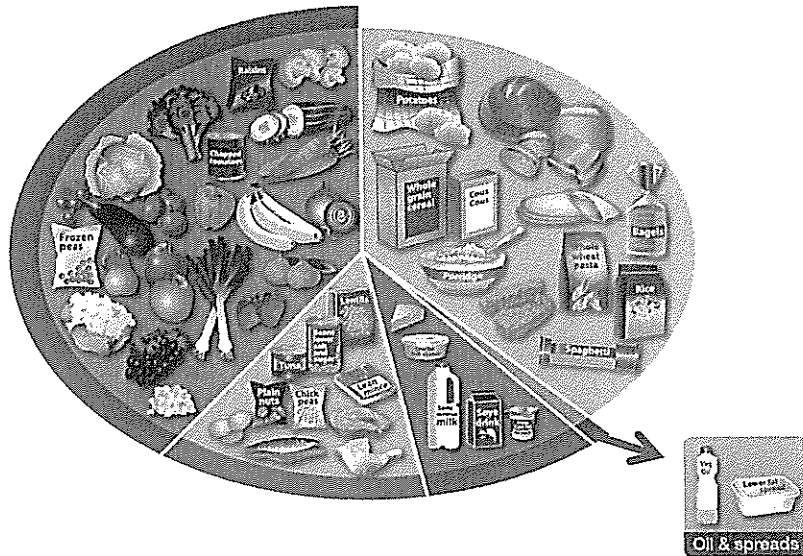
Date:



Eatwell guide – plant or animal?

Look at the main food groups on the Eatwell Guide.

Give examples of food from a plant and/or an animal for each group.



	Plant	Animal
Fruit and vegetables		
Potatoes, bread, rice, pasta ...		
Beans, pulses, fish, eggs, meat ...		
Dairy and alternatives		
Oil and spreads		

Ants

I am hungry. I will go and look for food.

I am hungry, too. I will look with you.

I can smell food. Yum!

Me too. I can smell cake.

I can see the cake! It is on the picnic rug.

Quickly, or it will all be gone.

We have to go faster.

Faster, faster, faster.

Oh no! There is no cake left. We are too late.

Look! The cake is falling.

Ah ha! Cake for us!


Mmm, this is yum. Let's take the rest home for the babies.

Name _____





Date _____

Creating and Interpreting Tables (A)

① Each of Bella's friends was asked to bring a piece of fruit to the park for a picnic. The pieces of fruit at the picnic are displayed below.



Make a tally to show how many pieces of each fruit there were at the picnic.

<p>a) apples</p> 	<p>b) bananas</p> 
<p>c) strawberries</p> 	<p>d) watermelon</p> 

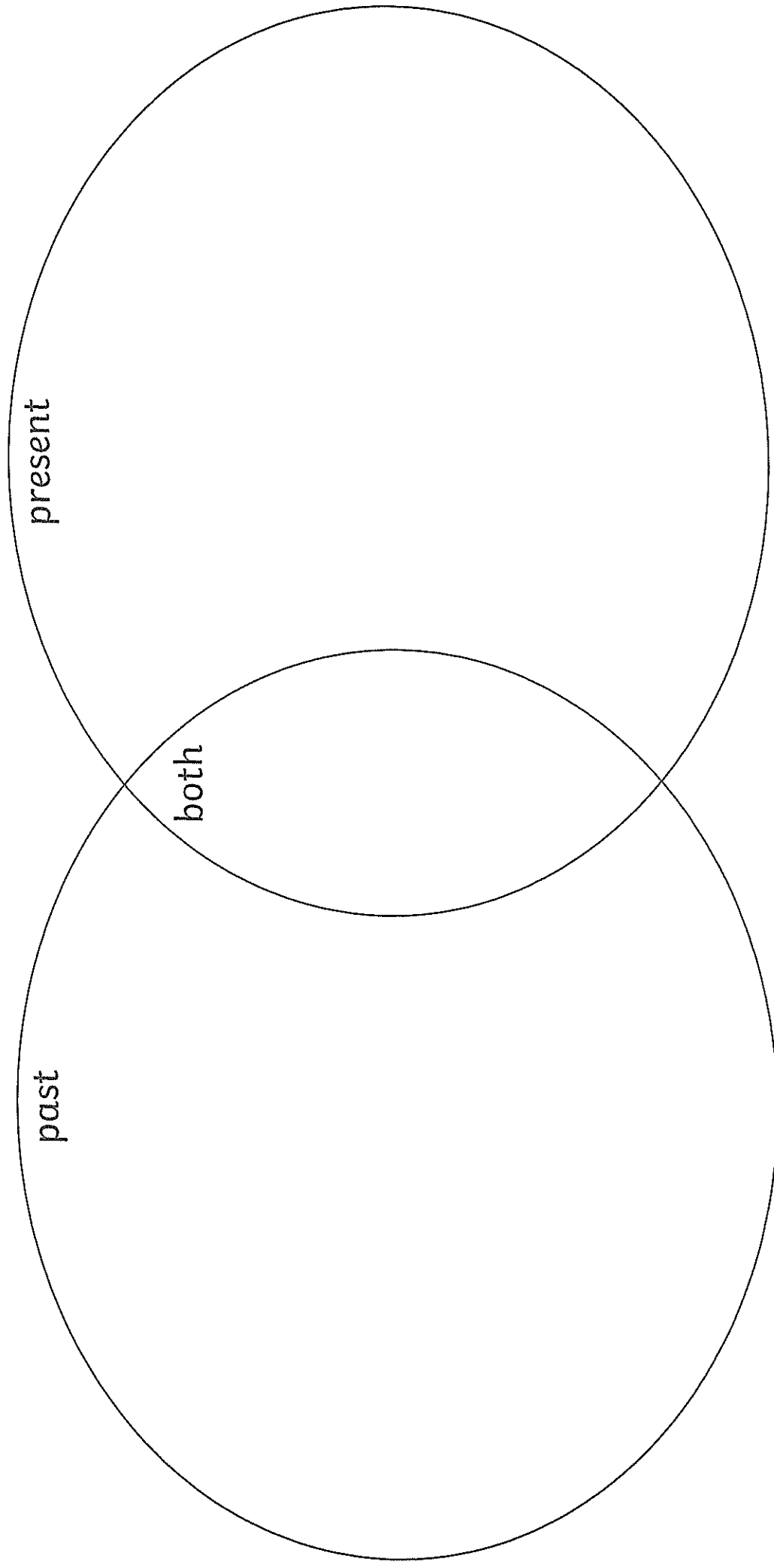
② Use the information in the table to answer **true** or **false** to these questions.

- a) More children brought strawberries than apples. _____
- b) Bananas were the most popular fruit at the picnic. _____
- c) Two children brought watermelon to the picnic. _____
- d) More children brought bananas than strawberries. _____



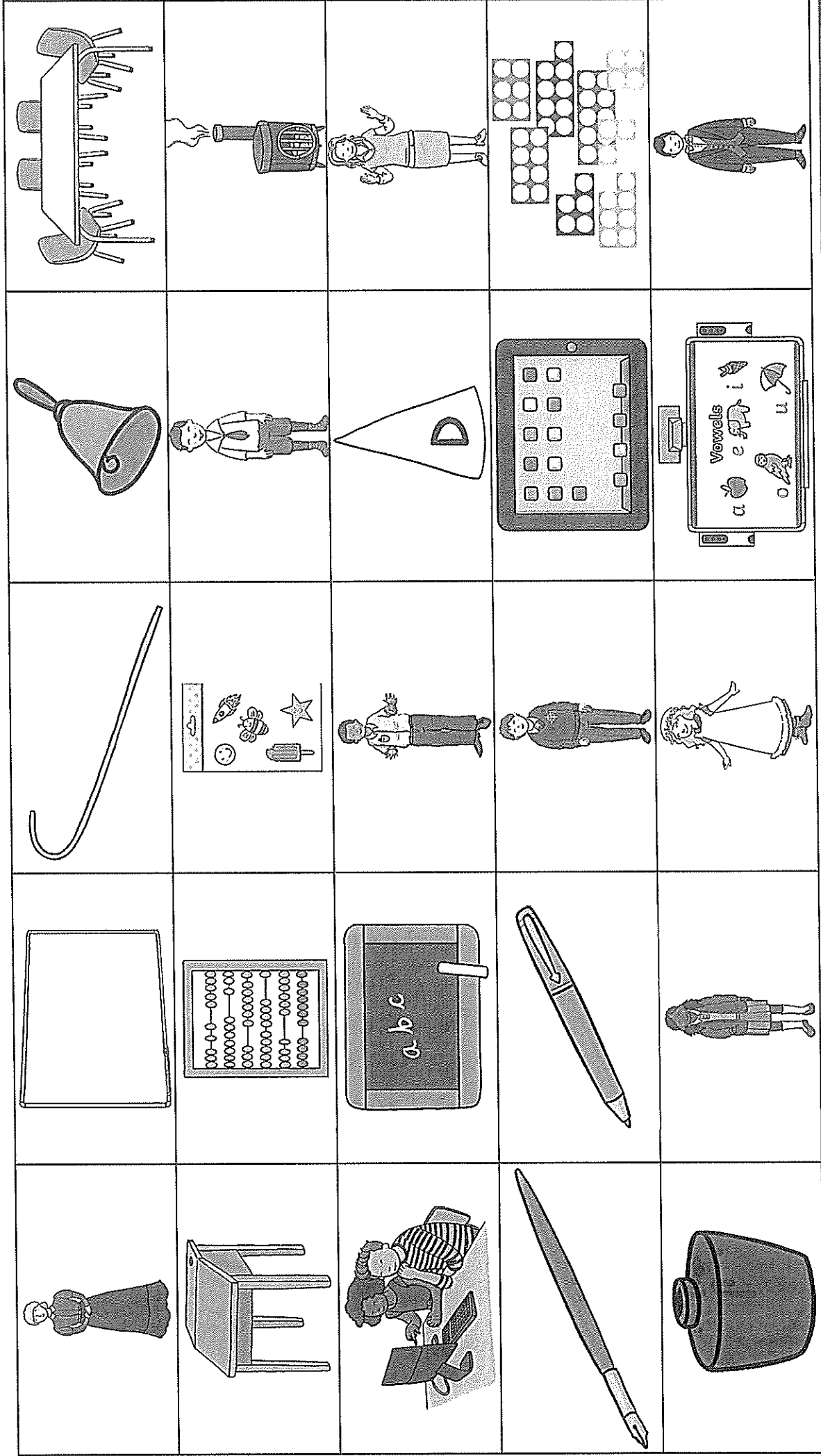
School Comparison: Past and Present

Think about all the things you have learnt about schools in the past and what they are like now in the present.
Complete the following Venn diagram.



School Comparison: Past and Present

You may want to use some of these pictures to sort onto your Venn diagram.



TOWN BEACH

This is Town Beach.
It is long.

At one end is a small rock pool.
At the other end there are five
small huts.
They have orange roofs.

Today is hot.
The sun is bright.


Two boys need to cool off.
They swim in the rock pool.

The beach has two flags.
Six girls play on the yellow
sand.

A big ship bobs on the sea.
The sea is blue.
The water is cool.

I see a big fin.
It is a dolphin's fin.

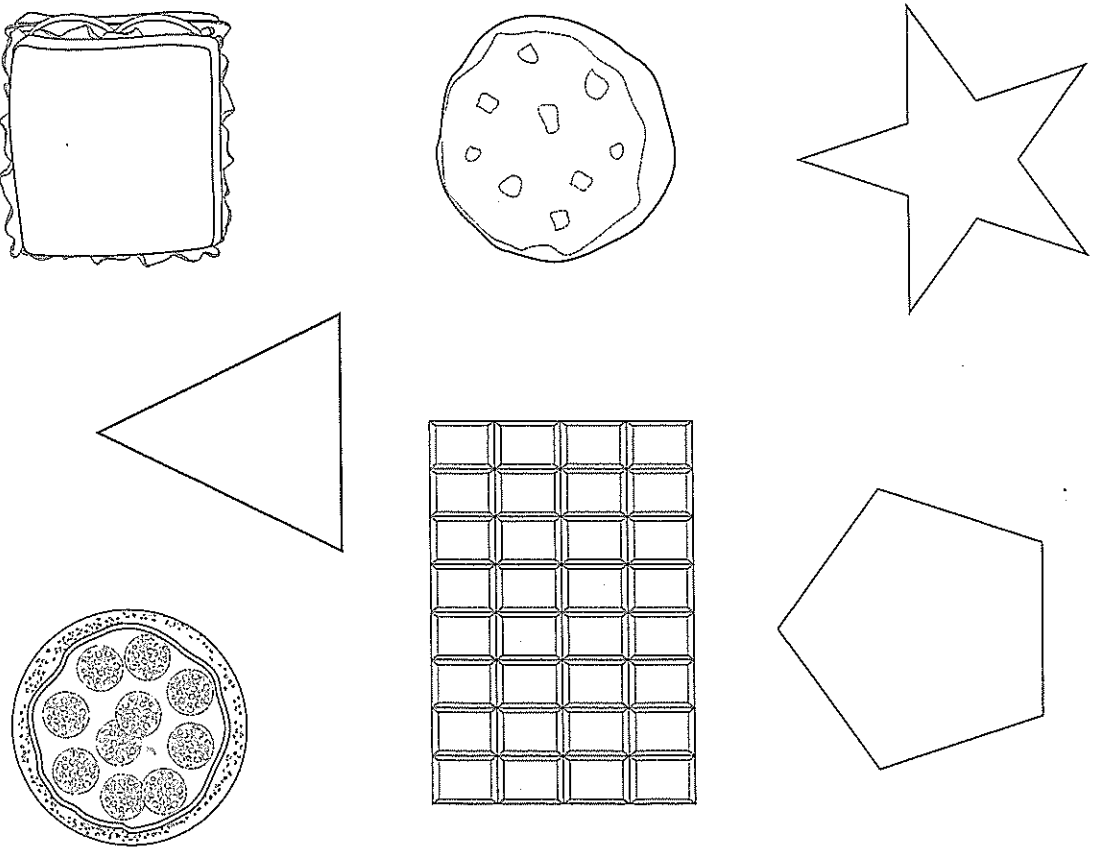
Can you see the dolphin?



Name: _____ Date: _____

Halves 1

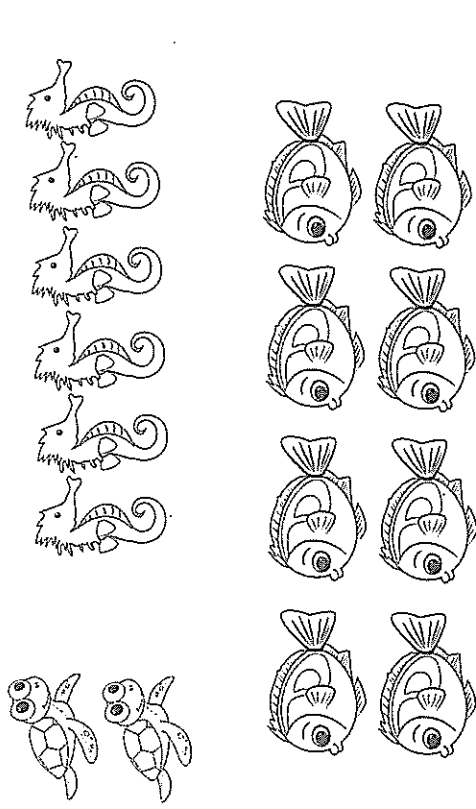
Colour in one half of each of the following pictures.



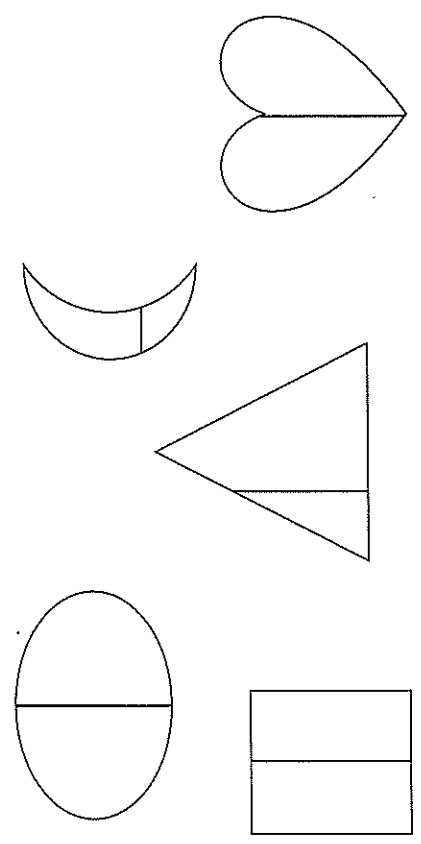
Name: _____ Date: _____

Halves 2

Colour in one half of each of the following groups of animals.




Circle the shapes that have been divided into two equal parts.



Easter Egg Colour by Number

1 = Yellow 2 = Orange 3 = Green 4 = Red
5 = Purple 6 = Blue 7 = Pink



Bunny Sided Easter Basket Cut-Out Sheet

