

Year 1 Home Learning 2021


Term 3, Week 6-7

Please refer to next page regarding **attendance**.

Dear parents,

We appreciate your cooperation during this time. We encourage your child to access Google Classroom daily.

Recommended Daily Schedule

1. Check student email and Google Classroom.
2. Complete **daily check-in** on Google Classroom.
3. Daily Booklet Work (look for this symbol to go onto Google Classroom and access online videos) 

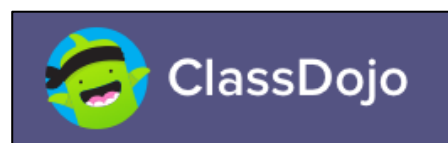
Google Classroom

This is where photos will be uploaded of your child/ren's work and ask questions about the work provided if necessary. Videos on how to do this and more information will be accessible on the Google Classroom.



Dojo

Class Dojo is also being used. Check your email for this invitation if you have not yet connected with your child/ren's teacher.



Additional activities

Your child will have access **Matific** and **Epic**. Please ask child's teacher for the logins to these links or through Google Classroom if you wish for your child to gain access.



Zoom sessions

Monday: Go through the week's work with students

Wednesday: Check ins/assistance with class work

Friday: Fun session – games/activities

Link will be posted on GC on the day of zoom. Students **must log onto their DoE account** before accessing the zoom link. If link does not work, Meeting ID and passcode will also be provided.



Please be respectful and considerate of the time when contacting your child's teacher. You can also contact the school office for any concerns or questions you may have.

T: 02 9610 1511

E: bonnyrigg-p.school@det.nsw.edu.au

Please stay safe!
The Year 1 Team

Attendance during remote learning

During the COVID-19 lockdown restrictions schools are still mandated to record attendance based on student engagement during this time. **If students have repeated Unjustified Absence this will be referred to the *Home School Liaison Officer*.**

F - Flexible or present

Students are marked as **Present** if they are on site. Students are marked as **Flexible** if they are at home and completing home learning activities set by the school. Please check in each day and turn in (post) work on Google Classroom.

S - Sick

Students are marked as **Sick** if their parent communicates with the office to let them know that the child could not complete work due to illness.

A - Unjustified Absence


Students are marked as **Unjustified Absence** if there is no evidence of students completing work at home. The school will contact parents after 2 days of no evidence of work.

How do we know your child is learning from home?



Phone calls

Our teachers will be calling families every week from a private number to connect with our families. Please answer these calls





Zoom

Attending zoom sessions is a great way to engage with teachers and peers. This can be done on a computer, laptop, iPad, tablet or mobile phone with the zoom app.




SeeSaw - Preschool and Kindergarten

Students are provided with engaging activities and resources to support learning from home. This can be access on a computer, laptop, iPad, tablet, or mobile phone.



Google Classroom Years 1 - 6

Complete daily check ins and turning in work lets us know students are learning from home. This can be access on a computer, laptop, tablet, or mobile phone.



Week 6

Spelling Words - Try remembering your colour group. Copy your words onto *Spelling Grid*.

Week 6 - focus: graph /a/ making o as in swan



Red	Orange	Green
swan	salt	yacht
was	wasp	washed
want	salty	squad
swap	halt	quality
watching	what	wallaby
	wanting	wallet
	watched	halter

Monday, 16th August 2021

Narrative Writing

A narrative writing is story written in order with a beginning, middle, and end.

- **Beginning** – includes all the information about Who, What, When, and Where.
- **Middle** – includes a problem that needs to be solved.
- **End** – includes the ending and how the problem was solved.

Read the narrative below and answer the questions.

A beautiful tree stood on its own. In the shade of the tree a wooden bench stood proudly. Emily sat down on the bench, holding a mysterious book in one hand. She was excited as she pulled back her long golden hair from her face. She quietly whispered, "I wish that I was like Alice in Wonderland, where everything is amazing!"

Suddenly, the book began to shake. Emily was so scared she jumped right up out of her seat! She wondered what was happening to her book! Slowly, she reached towards it and opened it up. The pictures looked real...She jumped right in and landed on her hands and knees. When she looked up, she saw a long, curved path that led into a deep dark forest. Emily realised that her wish had come true.

Emily walked along the path, through the green trees and shrubs. A mysterious pink flamingo popped out of the bush and whispered "come with me Emily. I want to eat you up. Come with me!" Emily tried to run away but the path ended and there was nowhere to go! She was trapped. She looked around while screaming "HELP!"

Out of the corner of her eye she noticed her book was squashed into a bush on the side of the path. She ran to it as fast as she should. She picked it up and turned to the about Alice in Wonderland. She put the book down and jumped onto the pages but she did not go anywhere! She jumped again, this time she squinted her eyes shut and wished to be back at the park with her mum.

She landed, sitting on her bottom, next to her mum on the same wooden bench under the shade of the tree. "I've been looking for you Emily!" cried mum. Emily gave her mum a hug and said "I'm glad to be Emily and not Alice."

Shade over the **beginning** in blue, the **middle (problem)** in pink, and the **end (solution)** in green.

Is a narrative real and factual? Does it provide information that is true?

Yes

No

Is a narrative a made-up story about something pretend? Does it have a beginning, middle, and end?

Yes


No


Narrative Writing – Put a story in order.

Choose 1 sentence starter from each box and write your ideas in sentences next to it. **One example has been written in blue for you.** Now you try:

<p>Beginning</p> <p><input type="checkbox"/> One day</p> <p><input type="checkbox"/> One night</p> <p><input type="checkbox"/> On a _____ day</p> <p><input type="checkbox"/> We were</p> <p><input type="checkbox"/> I was</p>	<p>One day I went for a walk in the park.</p>
<p>Middle</p> <p><input type="checkbox"/> I was thinking</p> <p><input type="checkbox"/> I said</p> <p><input type="checkbox"/> I saw</p> <p><input type="checkbox"/> Suddenly,</p> <p><input type="checkbox"/> I heard</p> <p><input type="checkbox"/> Then</p>	<p>I was thinking how cool it would be if I could fly. I tripped over a rock, rolled down a hill and landed in a lake. I was splashing and calling out for help. I closed my eyes and wished one more time. I wish I could fly.</p>
<p>End</p> <p><input type="checkbox"/> I felt _____ because</p> <p><input type="checkbox"/> It was</p> <p><input type="checkbox"/> I hope</p> <p><input type="checkbox"/> At last</p>	<p>I felt relieved because when I opened my eyes, I was floating above the lake in the clouds! I could fly!</p>

Reading – What did you read today?

Title	Rating	Parent signature
		



Fitness Fun - It's time to DANCE!

Be sure to upload a video of you dancing onto Google Classroom.



Maths - Revision

Time - Which one takes longer time to do?

Colour in the picture that takes longer and write a sentence.



brushing your teeth



a swimming lesson


Swimming lessons
takes longer than
brushing your teeth.




reading a book



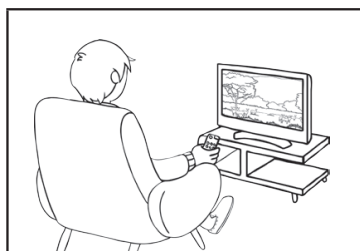
one star jump



a day at school



eating your dinner



watching a movie



getting dressed
for school

Monday, 16th August 2021

Number: Patterns

Can you continue the pattern? Draw your answer.















Continue the pattern.



ABCABC







Look at the pattern.

- What kind of pattern is?
- Is it a ABAB or ABCABC pattern?
- Or is it AABB

Create two of your own patterns. Draw your patterns below.

What kind of pattern is it? _____

What kind of pattern is it? _____

Monday, 16th August 2021

Geography - Weather Patterns

Watch the video to explore the weather.



Why is it important to know about the weather?

The weather is what happens outside every day. It can be sunny, windy, rainy, hot, or cold. Knowing about the weather is important for the farmers who grow our food. It also helps people to plan what to wear and what to do every day.

If we record information about the weather, we can use it to predict (guess) what the weather might be like in the future. This is called a **weather forecast**. A weather forecast often uses pictures instead of words.

Draw a picture for each word about the weather.

cloudy

lightning

windy

snow

sunny

rainy

Tuesday, 17th August 2021





Must do:


Spelling words (for Tuesday).
Remember to go back to this.

Weekly Spelling - Write out your spelling words each day.
Copy your spelling words. Remember to look, cover, write, check.

Monday	Tuesday	Wednesday	Thursday	Friday

Narrative Writing

			
Word bank disco dance fun move wiggle shake	Word bank bird soar fly far away magical	Word bank hit slapped big jump magic boots volleyball net team	Word bank angry gigantic green dinosaur monster buildings stomping
Problems to choose from	Problems to choose from	Problems to choose from	Problems to choose from
<ul style="list-style-type: none"> disco ball falls onto Miss S. when the music stops, Miss S freezes and gets stuck. 	<ul style="list-style-type: none"> The bird and Miss S shrink down to the size of ants and get sucked in a tiny worm hole. Miss S gets cold and tries to find her way back home, but she is lost. 	<ul style="list-style-type: none"> Miss S is the best player ever and all her friends get jealous. Miss S becomes very lonely. Miss S lands on her head and is very hurt. 	<ul style="list-style-type: none"> Everyone is scared of the poor dinosaur named Miss S. She is very lonely and wants to make new friends.






Hi everyone! It's Miss S here. You are going to write a made-up story all about me! Choose **1 picture** to use for your writing!


Step 1 - Plan your story by recording your ideas below:

Draw a picture	Setting: Who, What, When, Where
Draw a picture	Problem: What is going to happen to Miss S? You can think of your own ideas.

Tuesday, 17th August 2021

Reading - What did you read today?

Title	Rating	Parent signature
	  	



Maths

Time: Days of the week

Look at the pictures and read the sentences. Choose the correct day and write it.



Sunday



Monday



Tuesday



Wednesday



Thursday



Friday

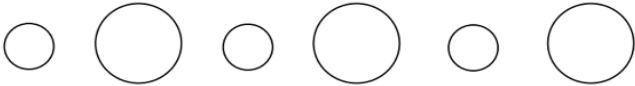


Saturday

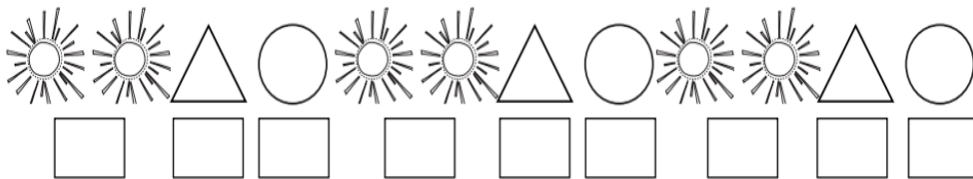

1. She rode her horse on _____ morning.
2. His soccer game is on _____ afternoon.
3. He had an ice cream on _____ night.
4. The dog went for a walk on _____ morning.
5. Her singing lesson is on _____ afternoon.
6. She reads her book on _____.
7. He had a great day at school on _____.

Number: Patterns

1. Draw the next **four** 2D shape in each pattern.



2. Use the numbers to describe these patterns. The first one has been started for you.



Finish the next 3 patterns.



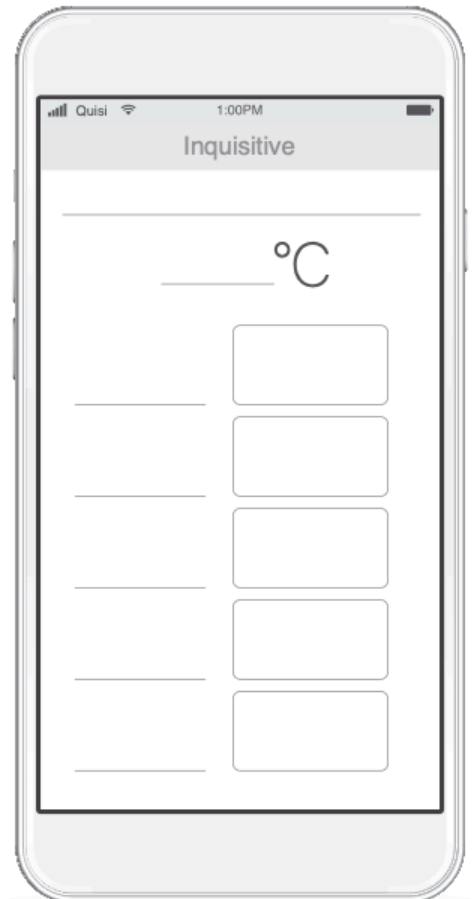
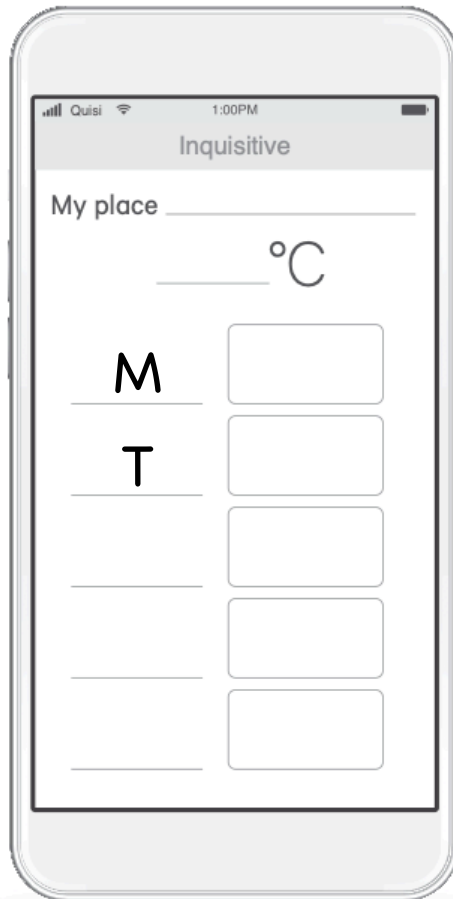
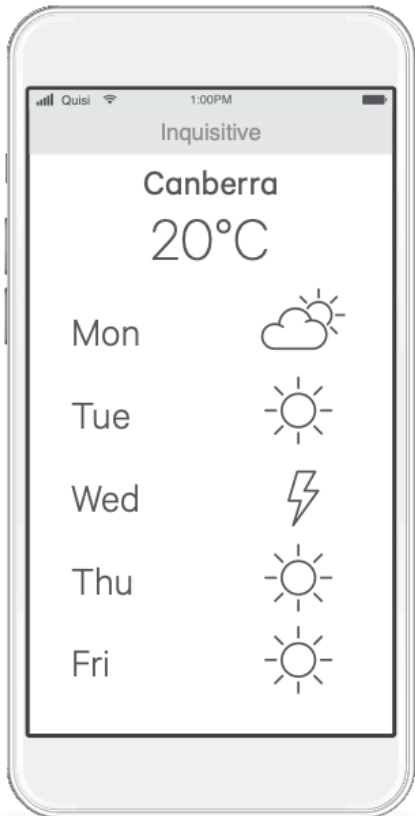
Tuesday, 17th August 2021

Fitness Fun - It's time to move your body!
Post a picture on Google Classroom.




Geography - Weather in Other Places

Use the weather app to find the weather information for your place and another place. Write the first letter for each day and draw the weather on the phones.



Choose a place you would like to visit and draw the things you would take with you in the suitcase. Make sure you have things suitable for the weather you expect.



Place _____

Weather _____

Wednesday, 18th August 2021





Must do:

- Spelling words (for Wednesday).
- Remember to go back to this.

Weekly Spelling - Write out your spelling words each day.
Copy your spelling words. Remember to look, cover, write, check.

Monday	Tuesday	Wednesday	Thursday	Friday

Narrative Writing

			
Word bank	Word bank	Word bank	Word bank
weights strong muscles laughing gym competition	sink hole quicksand yelled for help waved her arms	cats dogs raining angry storm rain-dance	jelly bouncy green lonely fun jelly race plate
Problems to choose from	Problems to choose from	Problems to choose from	Problems to choose from
<ul style="list-style-type: none"> Mrs Lin got sick the night before her competition and must think of a way to get better. Mrs Lin dropped the weights on her toes. 	<ul style="list-style-type: none"> Mrs Lin was sinking in the quicksand Mrs Lin got stuck in the hot sand and transported to another country. How does she get back home? 	<ul style="list-style-type: none"> Mrs Lin goes outside to play with her family when suddenly it begins raining cats and dogs! 	<ul style="list-style-type: none"> Mrs Lin got sucked into a plate of jelly!






Hi everyone! It's Mrs Lin here. You are going to write a made-up story all about me! Choose 1 **picture** to use for your writing!


Step 1 - Plan your story by recording your ideas below:

Draw a picture	Setting: Who, What, When, Where
Draw a picture	Problem: What is going to happen to Miss S? You can think of your own ideas.

Wednesday, 18th August 2021

Reading - What did you read today?

Title	Rating	Parent signature
	  	



Maths

Time: Days of the week

Order the days of the week. Write the days of the week in the correct order

Friday Wednesday Saturday Monday Sunday Tuesday Thursday

1. Monday	2.	3.	4.
5.	6.	7.	These are the days of the week.

Time: Months of the year

Can you write the months of the year in the correct order?

January	June	August	March	December	October
September	May	February	November	April	July

1.	5.	9.
2.	6.	10.
3.	7.	11.
4.	8.	12.

Wednesday, 18th August 2021

1	2	3	4	5	6	7	8	9	10
11	12	13	14	15	16	17	18	19	20
21	22	23	24	25	26	27	28	29	30
31	32	33	34	35	36	37	38	39	40
41	42	43	44	45	46	47	48	49	50
51	52	53	54	55	56	57	58	59	60
61	62	63	64	65	66	67	68	69	70
71	72	73	74	75	76	77	78	79	80
81	82	83	84	85	86	87	88	89	90
91	92	93	94	95	96	97	98	99	100

Number Patterns: Skip counting

- Skip count by 2s using **red**.
- Skip out by 5s using **green**.
- Skip count by 10s using **yellow**.

Fitness Fun – It's time to move your body!
Post a picture on Google Classroom.



Wednesday, 18th August 2021

Science - Turn the Sound Up



Some sounds are so loud they can hurt our ears. Some sounds are so soft we can hardly hear them.

Play/watch the video on GC. Sort the sounds by numbering from 1-5, (1 being the softest and 5 being the loudest).



Draw and label things that you can think of that might make a loud or a soft sound.

Makes a **loud** sound

Makes a **soft** sound



There is an experiment you can find on Google Classroom that you can do at home.

Thursday, 19th August 2021





Must do:

- Spelling words (for Thursday).
Remember to go back to this.

Weekly Spelling - Write out your spelling words each day.
Copy your spelling words. Remember to look, cover, write, check.

Monday	Tuesday	Wednesday	Thursday	Friday

Narrative Writing

			
Word bank pink monster ride fly leap	Word bank rocket ship jets shoot powerful space	Word bank trapped magic ball future witch wizard magic spell	Word bank dandelion flying shrinking sneezing allergy spring
Problems to choose from <ul style="list-style-type: none"> Miss Eid was riding the pink creature when they <u>realised</u> they were lost! 	Problems to choose from <ul style="list-style-type: none"> Miss Eid got stuck in space. Miss Eid bounced for hours because the rocket ship was broken! 	Problems to choose from <ul style="list-style-type: none"> Miss Eid woke up to discover she was trapped inside a magic ball. 	Problems to choose from <ul style="list-style-type: none"> Miss Eid was picking dandelions when she began to get itchy and couldn't stop sneezing. Each time she sneezed she shrunk a bit smaller until she was the size of a tiny seed.







Hi everyone! It's Miss Eid here. You are going to write a made-up story all about me! Choose **1 picture** to use for your writing!

Step 1 - Plan your story by recording your ideas below:

Draw a picture	Setting: Who, What, When, Where
Draw a picture	Problem: What is going to happen to Miss S? You can think of your own ideas.

Reading - What did you read today?

Title	Rating	Parent signature
	  	



Maths

Time: Telling the Time (O'clock)

We are learning to read the time on the clock

Look at the clock faces. Write down what time it is by looking at the small hour hand. Write what o'clock it is.





















Number Patterns: Skip counting

Continue the skip count below.


12, 14, _____, 18, _____, _____, _____, 26, _____, 30, 32, _____, _____.

10, 20, _____, 40, _____, _____, _____, 80, _____, 100.

10, _____, 20, 25, _____, 35, _____, _____, 50, _____, 60, _____, 70.

Yoga Fun - Break time! Let's stretch your body.

Post a picture on how many poses you can do.



Science – The heat is on



There are many things, both natural and made by people, that are cold and hot.

WARNING
Never play with fire



When something is hot it gives off heat. We can use our senses to feel if things are hot or cold.

Look at the video of a fire burning on GC. If it were a real fire:

- What would you **see**? _____
- What would you **smell**? _____
- What would you **hear**? _____
- What would you **feel**? _____

When something is hot it has a lot of heat energy. We use this heat energy in many ways. Heat energy likes to move. That's why hot things, like hot chips, gets colder. Cold things like ice blocks get warmer and melt.

Investigate – Freddo Frog Chocolate

In this experiment, *you will need*:

- 1 chocolate bar/frog
- Paper plate or scrap paper
- A warm, sunny place.



How can we make something warmer?

We can use the Sun to make something warmer.

Predict What do you think would happen to a chocolate frog if you left it in the Sun?

I think it will _____.

Observe

Draw your frog before you put it in the Sun.



Put your frog in a sunny spot.

Draw your frog after you put it in the Sun.

Evaluate – Freddo Frog Chocolate

Use your senses to explain the changes in the chocolate frog.

What did it look like? _____

What did it smell like? _____

What did it feel like? _____

Anything else? _____



Explain what happened to your chocolate frog.

Think of three ways you can stop a chocolate frog from melting in the Sun.

1

2

3

Friday, 20th August 2021





Must do:

Weekly Spelling - Write out your spelling words each day.
Copy your spelling words. Remember to look, cover, write, check.

Monday	Tuesday	Wednesday	Thursday	Friday

Spelling words (for Friday).
Remember to go back to this.

Narrative Writing

			
Word bank egg hatch free baby	Word bank spat mess sick shocked surprised hot coffee	Word bank Scientist dig explore discover expert dessert	Word bank Wonder West Superhero saved the day hero building city
Problems to choose from	Problems to choose from	Problems to choose from	Problems to choose from
<ul style="list-style-type: none"> Mrs West has forgot how to walk and talk just like baby! Mrs West is lost 	<ul style="list-style-type: none"> Mrs West received some bad news and was very surprised. Mrs West looked out her window and was shocked! 	<ul style="list-style-type: none"> Mrs West was digging up her dinosaur bones when she found treasure Mrs West got very dehydrated and hungry Mrs West didn't want to share her research with her team. They had a big fight. 	<ul style="list-style-type: none"> Mrs West landed safely on a tall building but saw a big mechanical spider coming towards her and all of the Bonnyrigg students!





Hi everyone! It's Mrs West here. You are going to write a made-up story all about me! Choose 1 **picture** to use for your writing!


Step 1 - Plan your story by recording your ideas below:

Draw a picture	Setting: Who, What, When, Where
Draw a picture	Problem: What is going to happen to Miss S? You can think of your own ideas.

Friday, 20th August 2021

Reading - What did you read today?

Title	Rating	Parent signature
	  	



Maths

Time: Telling the Time (O'clock)

Draw the big hand and the little hand to show the correct time.



3:00



6:00



10:00



7:00



11:00



12:00



2:00



8:00



5:00



9:00

Number Patterns

Finish the number patterns. Write the rule to describe each pattern. Example- + add on 3 more, - subtract 5 less

0, 5, 10, 15, _____, _____

Rule: _____

10, 20, 30, 40, _____, _____

Rule: _____

12, 14, 16, 18, _____, _____

Rule: _____

32, 30, 28, 26, _____, _____

Rule: _____

Fitness Fun - It's time to move your body!
Post a picture on Google Classroom



Friday, 20th August 2021

PDHPE - Personal Information




Watch **Episode 1: Details, details...**

Hector and his friends learn about their personal information - what is it, who should it be shared with and how it can be used.

Although we may have a lot of things in common with our classmates, each of us is special and not exactly like anybody else. Some of the things that makes us different are our name, what we look like, what we like doing, or our personality.

What is special about personal information?

It makes us unique and is it important that can be used to identify us. **Because this information is so special**, we should be careful who we share it with when we meet people offline and online. We should always make sure we ask our parents/carers/teachers before sharing any personal information online.



What are **two special** things about you? Draw and write a sentence about what they are.

--	--

What is something special about you?

Week 7

Spelling Words - Try remembering your colour group. Copy your words onto *Spelling Grid*.



Week 7 - Focus: split digraph /a_e/ making long a as in tape

Red	Orange	Green
tape	made	mate
make	female	stage
name	cave	replace
lake	blame	shave
save	place	tracing
	brave	anticipate
	fade	behaving

Monday, 23rd August 2021

Writing - Spelling

Write sentences that include your spelling words.

Don't forget



Challenge:

- include other words that rhyme
- use the word **because** in your sentence

Red	Orange	Green
tape	made	mate
make	female	stage
name	cave	replace
lake	blame	shave
save	place	tracing
	brave	anticipate
	fade	behaving

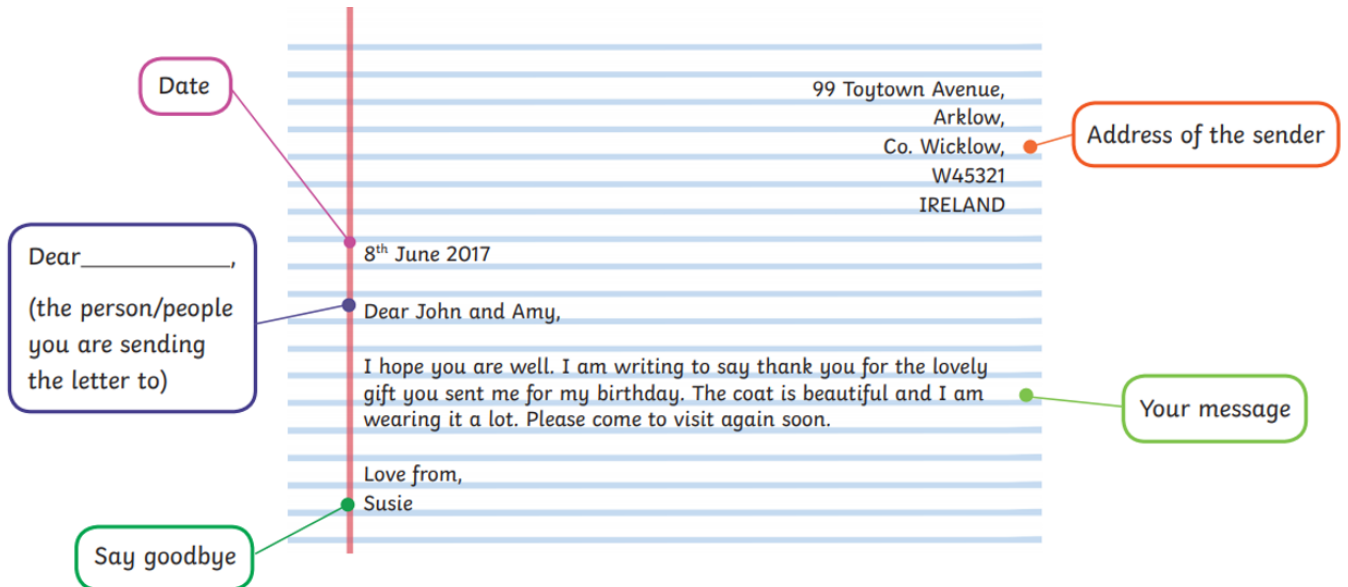
Draw a picture for each of your spelling words.

Monday, 23rd August 2021

Letter writing

This is an example of a letter.

Letters are used to share messages, but instead of being on our phones or computers, they are paper that come in the mail!



Read the letter below and think about how you feel about home learning. You are going to have a turn writing a letter tomorrow so have a look at the details below.

59 Tarlington Parade,
Bonnyrigg NSW 2177
AUSTRALIA


9th August 2021

Dear year 1,
We all hope you are doing well and staying safe. We are writing this letter to say how proud we are of you for trying your best to do your work at home and use Google Classroom. We understand that you may have some feelings that you can't explain and that is because things are just a bit different to what you are used to right now. We are excited to have all of you back in our Bonnyrigg Classrooms soon, having fun and learning together! Try think happy thoughts, help your family at home and keep your body moving!

From,
Miss Eid, Mrs Lin, Miss S and Mrs West

Reading - What did you read today?

Title	Rating	Parent signature



Fitness Fun - It's time to DANCE!



Be sure to upload a video of you dancing on Google Classroom.


Maths -

Number Patterns

Fill in the circle next to the correct answer.

25, 30, 35, _____ 45 <input type="radio"/> 15 <input type="radio"/> 40 <input type="radio"/>	60, 70, 80, _____ 90 <input type="radio"/> 80 <input type="radio"/> 50 <input type="radio"/>	28, 30, 32, _____ 36 <input type="radio"/> 34 <input type="radio"/> 26 <input type="radio"/>
9, 12, 15, _____ 18 <input type="radio"/> 21 <input type="radio"/> 6 <input type="radio"/>	34, 36, 38, _____ 37 <input type="radio"/> 39 <input type="radio"/> 40 <input type="radio"/>	80, 85, 90, _____ 76 <input type="radio"/> 95 <input type="radio"/> 100 <input type="radio"/>


Multiplication: Groups of 2 and groups of 10.



Circle the objects into groups of 2.

How many groups of two are there?

How many objects are there in total?



Circle the objects into groups of 10.

How many groups of two are there?

How many objects are there in total?

Monday, 23rd August 2021

Geography – How can we plan for the weather?



How do we know what the weather will be?

Mostly, we rely on weather apps or the news on television to know what kind of weather to expect. However, people have been predicting the weather for a long time before we had technology to help.

How some people predict the weather:

- Smell a storm coming.
- A windsock can tell the wind direction.
- White, wispy clouds mean fine weather and low, grey clouds mean rain.
- Rain comes inside if it's going to rain.

There are three bears that are going on a camping trip in your school playground. We need to create an emergency plan in case something goes wrong! Write a list of things that could go wrong. Write what the bears could do.

Things that could go wrong

The tent blows down in a storm.

The bears are cold.

It was very dark!

What might the bears do

Move under the cover.

Tuesday, 24th August 2021

Must do:

- Spelling words (for Tuesday).
- Remember to go back to this.

Weekly Spelling - Write out your spelling words each day.
Copy your spelling words. Remember to look, cover, write, check.

Monday	Tuesday	Wednesday	Thursday	Friday

Letter writing - Planning letter to **your teacher/s**

We are learning to plan ideas to include in a letter.

Make sure to include:

- Address (*can be made up*):

- Date _____

- Dear _____,

- From _____

59 Tarlington Parade,
Bonnyrigg NSW 2177
AUSTRALIA

9th August 2021

Dear year 1,
We all hope you are doing well and staying safe. We are writing this letter to say how proud we are of you for trying your best to do your work at home and use Google Classroom. We understand that you may have some feelings that you can't explain and that is because things are just a bit different to what you are used to right now.




We are excited to have all of you back in our Bonnyrigg Classrooms soon, having fun and learning together! Try think happy thoughts, help your family at home and keep your body moving!


From,
Miss Eid, Mrs Lin, Miss S and Mrs West

Plan your letter below by writing some ideas in the boxes.

<ul style="list-style-type: none"> ○ How you have been feeling and why. 	<ul style="list-style-type: none"> ○ Fun things you have been doing at home
<ul style="list-style-type: none"> ○ Your favourite thing about being at home 	<ul style="list-style-type: none"> ○ What you want to do when we are back at school.
<ul style="list-style-type: none"> ○ Things you miss about being at school 	<ul style="list-style-type: none"> ○ Things you miss about being at school
<ul style="list-style-type: none"> ○ The worst part about being at home 	<ul style="list-style-type: none"> ○ Your own idea

Reading - What did you read today?

Title	Rating	Parent signature
	  	



Maths

Multiplication: Multiplication in 2s

Count in 2s.

There are 5 pairs of shoes. How many shoes are there altogether?



_____ shoes

There are 4 pairs of hands. How many shoes are there altogether?



_____ hands

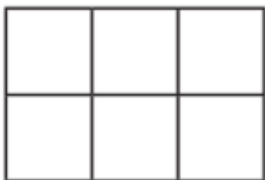
Draw dots to represent **3 groups of 5**



Make **5 groups of 2**: Draw your answer.

Measurement: Area - What is the area of these shapes?

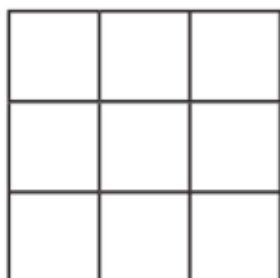
Count the squares to work out how much space they take up.



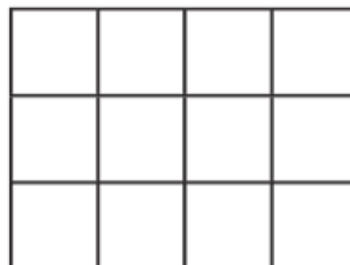
Area:
_____ squares



Area:
_____ squares



Area:
_____ squares



Area:
_____ squares

Tuesday, 24th August 2021

Geography - Seasonal Calendar



Listen to the story **Big Rain Coming**.

The book talks about big rain because the story is set in the north of Australia. The north of Australia is different to the rest of Australia. It has two seasons, not four, the Wet Season and the Dry Season.

Draw pictures in the boxes to show the different seasons.

My place

--	--	--	--

Autumn

Winter

Spring

Summer

Indigenous Weather - The Miriwoong Calendar

The Miriwoong calendar has three major seasons, covering the hot, wet, and cold times of year.

Use GC to explore more about the Miriwoong calendar *or* other Aboriginal and Torres Strait Islander place. Draw the symbols used to represent the season and label the season.

Your choice of an **Aboriginal and Torres Strait Islander place** _____

--	--	--	--

Wednesday, 25th August 2021

Must do:

Spelling words (for Wednesday).
Remember to go back to this.

Weekly Spelling - Write out your spelling words each day.
Copy your spelling words. Remember to look, cover, write, check.

Monday	Tuesday	Wednesday	Thursday	Friday

Letter writing - Planning letter to **your friend**

We are learning to plan ideas to include in a letter.

Plan your letter below by writing some ideas in the boxes. This time you are going to write a letter to a friend from school! You can ask them questions.

Make sure to include:

Address (*can be made up*):

Date _____

Dear _____

From _____

<ul style="list-style-type: none"> ○ How you have been feeling and why. <p><i>How are you? I am a bit cranky sometimes but mostly I am happy because I get to do my work with my mum!</i></p>	<ul style="list-style-type: none"> ○ Fun things you have been doing at home <p><i>What have you been doing at home? I have been sleeping a lot and riding my bike.</i></p>
<ul style="list-style-type: none"> ○ Your favourite thing about being at home 	<ul style="list-style-type: none"> ○ What you want to do when we are back at school.
<ul style="list-style-type: none"> ○ Things you miss about being at school 	<ul style="list-style-type: none"> ○ Things you miss about being at school
<ul style="list-style-type: none"> ○ The worst part about being at home 	<ul style="list-style-type: none"> ○ Your own idea

Wednesday, 25th August 2021

Fitness Fun – It's time to move your body!
Post a picture on Google Classroom.



Maths

Multiplication: Multiplication in 2s

Count in 5s.

There are 5 fingers on each hand. How many fingers are there on 5 hands?




_____ fingers

How many fingers are there on 8 hands?



_____ fingers

How many fingers are there on 9 hands?



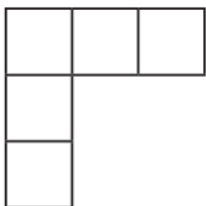
_____ fingers

Challenge:

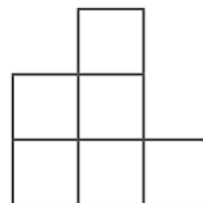
How many fingers are on 4 hands?
Draw a picture on blank paper to show your working out.

Measurement: Area – What is the area of these shapes?

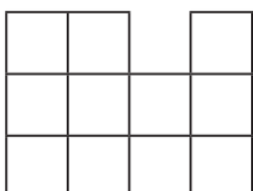
Count the squares to work out how much space they take up.



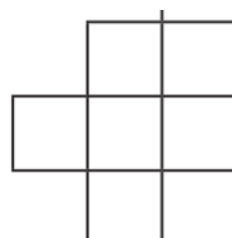
Area:
_____ squares



Area:
_____ squares



Area:
_____ squares



Area:
_____ squares

Wednesday, 25th August 2021

Science - Sound hunt



Watch the video: Oscar and the Bat! A book about sound.

Sound is created when **something vibrates** and sends **waves of energy** (vibration) into our ears.

Close your eyes and listen to the sounds around you. Go on a sound hunt, and record and draw the sound. Was the sound gentle or harsh? Low or high pitched? Circle below.

harsh gentle low high	harsh gentle low high
harsh gentle low high	harsh gentle low high
harsh gentle low high	harsh gentle low high



There is an experiment you can find on Google Classroom that you can do at home.

Thursday, 26th August 2021

Must do:

Spelling words (for Thursday).
Remember to go back to this.

Weekly Spelling - Write out your spelling words each day.
Copy your spelling words. Remember to look, cover, write, check.

Monday	Tuesday	Wednesday	Thursday	Friday






Writing - Think, Draw, Write

Think of an idea that you want to write about.
Draw a picture with details to add meaning.
Write at least 5 sentences

Challenge: try to use the word **because**



Reading - What did you read today?

















Title	Rating	Parent signature
	  	



Maths

Multiplication: Counting in 10s

Count in 10s and fill in the missing numbers on the feet.

 10			
	 60		 80
		 110	
 130			


How many toes would 4 people have?

How many toes would 7 people have?

How many toes would 5 people have?

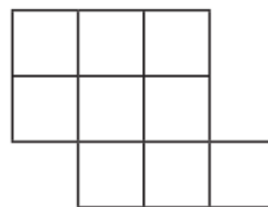
Measurement: Area - What is the area of these shapes?

Count the squares to work out how much space they take up.



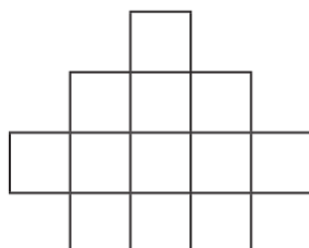
Area:

_____ squares



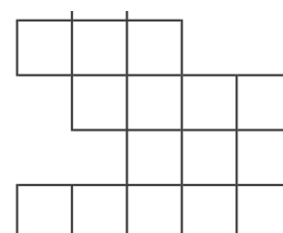
Area:

_____ squares



Area:

_____ squares



Area:

_____ squares

Thursday, 26th August 2021

Yoga Fun – Break time! Let's stretch your body.
Post a picture on how many poses you can do.



Science – Igloos

Watch the videos on Google Classroom to explore more about an Igloo.

Igloos are built as temporary houses or camping stations for hunters living in areas of extreme cold, such as the Arctic. The igloos are made up of blocks of wind-blown snow. These blocks trap the heat inside the igloo.






How do you think igloos keep you warm when they are made from ice and snow?

Draw an igloo and label its important parts. Add one new feature to your igloo and explain why.

A large empty rectangular box for drawing and labeling an igloo.

Reading - What did you read today?







Title	Rating	Parent signature
	  	



Maths

Measurement & Area: Area of Chocolate Boxes

Count the squares to find out the area of each chocolate box.

1.		2.	
	Area = <input type="text"/>		Area = <input type="text"/>
3.		4.	
	Area = <input type="text"/>		Area = <input type="text"/>
5.		6.	
	Area = <input type="text"/>		Area = <input type="text"/>

Which chocolate box has the largest area?

Which chocolate box has the smallest area?







How much bigger is the area of the chocolate box 4 compared to 2?

How much smaller is the area of the chocolate box 1 compared to 5?

Friday, 27th August 2021











Multiplication: Introducing arrays

Count in 2s and 5s to find the total of these arrays:

 <p>2 rows of 6 is _____</p>	 <p>2 rows of 8 is _____</p>	 <p>2 rows of 5 is _____</p>	<p>Can you draw 5 rows of 5?</p>
 <p>5 rows of 4 is _____</p>	 <p>5 rows of 7 is _____</p>	 <p>2 rows of 6 is _____</p>	

Measurement: Time - Telling the time- half past.

Write down the time showing on the clock face.

 <p>Half Past _____</p>	 <p>Half Past _____</p>	 <p>Half Past _____</p>	 <p>Half Past _____</p>	 <p>Half Past _____</p>
 <p>Half Past _____</p>	 <p>Half Past _____</p>	 <p>Half Past _____</p>	 <p>Half Past _____</p>	 <p>Half Past _____</p>

Fitness Fun - It's time to move your body!

Post a picture on Google Classroom



Friday, 27th August 2021

PDHPE – Protecting personal information



Watch **Episode 2: Welcome to the Carnival**

Hector and his friends visit the Silicon Deep carnival and learn how to protect themselves and their personal information.

It is important to understand that not everyone you meet is automatically trustworthy. Trust is a feeling that somebody or something can be relied upon, or to help you make positive choices to keep you safe.

Who do we trust in Hector's World?

Using **green**, circle the characters that Hector and his friends trust, and who could help them to make good decisions.

Using **red**, circle the characters that Hector, and his friends do not trust.



It is important to find someone that you can trust. Someone who you know will always be there to help you. Draw and label **three people** you trust.

This is my _____

This is my _____

This is my _____



Fast Finishers




LEARNING

- FROM -

HOME

ENGLISH

Year 1



<p>Write 20 sight words spelled correctly on small strips of paper. Arrange them faceup on the floor. Have a family member say a word. Find it, say it out loud and swat it with a flyswatter. Can you do it in less than 5 seconds?</p>	<p>Listen to a nonfiction text. Choose one sentence that stands out to you and supports the main topic of the text. In your journal, draw a picture that represents that sentence. Then write the sentence in your own words.</p>	<p>Would you rather eat a hamburger or a piece of pizza? Write a paragraph in your journal explaining your answer. Then draw a picture of yourself eating the food you chose.</p>	<p>Think of 10 pairs of rhyming words, e.g. ball, tall. Write each word on a small piece of paper. Mix them up and put them facedown. Play a game of <i>Memory</i> with a family member, matching the rhyming words.</p>
<p>Listen to a picture book. In your journal, describe the problem faced by the main character. List the actions they took to solve the problem. What feelings do these specific actions show, e.g. sad, scared, happy, curious?</p>	<p>Write a poem about a teddy bear. In your poem, use the words four, roar and more. Make an illustration to go along with your poem. Read your poem to a family member.</p>	<p>Create 5 new cereal flavours that use alliteration, e.g. Bursting Blueberry Bubblegum. What would each cereal include? Draw a picture of each cereal box. Have your family vote on their favourite flavour.</p>	<p>Listen to a picture book. Think about the setting. Change the time and place of the story. In your journal, draw a picture showing the new setting. List the parts of the text that would be different because of the change.</p>
<p>What do you want to be when you grow up? Research the job and write 3 facts about it. Use the information to create an advertisement trying to recruit others to the profession. Show the ad to a family member.</p>	<p>Cut out the Letter Tiles and place them facedown. With a family member, play a game of <i>Scrabble</i>. Each player gets 7 tiles. Take turns building words by using at least one letter from another word that has been played.</p>	<p>Listen to a picture book. Choose 1 event that you think was the most important in the text. Draw a picture of it in your journal. Write a paragraph explaining why you think it was the most important. Retell the event to a family member.</p>	<p>Play a game of <i>Spy</i> with a family member. Choose an object. Then give a clue about the object's position in relation to another object that includes a preposition, e.g. I spy something that is sitting <u>on</u> the table. Take turns giving clues.</p>

LEARNING

- FROM -

HOME





MATHS

Year 1



<p>Get 2 coloured markers, a pair of dice and a 100 chart. Take turns with someone rolling the dice to find the sum, then move the matching number of spaces on the chart. Colour the number. The first one to 100 wins!</p>	<p>Play <i>Battleship</i> with someone. Use a box lid as a divider. Each player uses small items to claim a group of 2, 3 and 4 numbers on a 100 chart. Take turns calling out numbers. The opponent says 'hit' or 'miss'.</p>	<p>Pick 3 rooms in your home. Using your feet, measure around the walls to find out how big each room is. In your journal, list the rooms and their lengths in order from smallest to largest.</p>	<p>Count all of the doorknobs in your home. Count all of the drawer handles. In your journal, make a bar graph showing the results. Compare the numbers using $<$, $>$, or $=$.</p>
<p>Using playdough, create a circle, square, rectangle and triangle. Cut each shape into 2 equal pieces. Put them back together and cut them into 4 equal pieces. Draw a picture of each one in your journal.</p>	<p>Remove the 10s and face cards from a deck of cards. Play <i>War</i> with a family member. Take 2 cards and subtract. The player with a difference (answer) closer to 0 keeps the cards.</p>	<p>Have a family member write the numbers 0-120 counting by 5s on small pieces of paper. Then ask them to hide all the numbers. Find all of the numbers and put them in order starting with 0.</p>	<p>Cut out the 7 shapes on the <i>Tangram Template</i>. Make the following items, using all 7 pieces: triangle, square, house, airplane and sailboat. What other items can you make? Have a family member guess each one.</p>
<p>Draw a picture of each type of money coin in your country. Write the value on each coin. Then cut them out and put them in order from the greatest value to the least value. Show a family member.</p>	<p>Remove the 10s and face cards from a deck of cards. Select the top two cards and make a 2-digit number. Write the number in your journal. Then draw it using a Base-10 pictorial model. Repeat 7 more times.</p>	<p>Find a twig and a rock outside. Have someone draw a line, using chalk. Measure the line by using the twig. Then measure it using the rock. Explain in your journal why your measurements are different.</p>	<p>Write down the age of each person in your family, including your own. Make an open number line on the floor by using tape. Then, place each number where it belongs. Show it to a family member.</p>

Honeybee Maze








I would celebrate my win by _____

Addition and Subtraction to 20

Colour by Number

Solve the calculations to work out what colours to use.



5 or 13 = yellow

6 or 14 = orange

7 or 15 = blue

8 or 16 = red

9 or 17 = purple

10 or 18 = black


11 or 19 = pink

12 or 20 = green



Honeybee Maze



Start




Finish



Honeybee Maze



Start



Finish

